



# Riverwalk Quilters Guild

## Volume 26 Issue 4 October, 2020

### Hello Quilters,

For many of us **Show and Tell** is the highlight of our monthly meeting. No matter which month it is, sharing our work with each other is always a great time.



When I complete something, I add it to my Instagram collection. People can follow me and see what I am doing without a lot of words exchanged...it is a great tool for sharing visual arts. In case you missed it the @naperriverwalkquilts is the user name for the guild Instagram.

When you complete a project and add it to your Instagram, it would be nice if you tagged our group. If you have been resistant to social media this is a good place to start and it may be an incentive to have a young person in your family or social circle teach you something new!

At one of our quarterly sew-ins, Jen Beatty encouraged me to download the app "Repost," it is white with purple arrows in it. Repost allows you to copy an Instagram (using the dots in the upper right hand corner) then post it to your feed. This is especially helpful in sharing and/or crediting announcements or projects highlighted in an organizations' Instagram that you would like all of your followers to see.

Using the @ symbol or # you can find and follow the things you are interested in in the quilt and textile art world.

Thanks much,  
Margaret Donahue

[Mdonahue1068@gmail.com](mailto:Mdonahue1068@gmail.com)

@magm3501---my Instagram account

@naperriverwalkquilts—my guild Instagram account

#materialgirlsrqg—the tag I asked the gals in my Material Girls Bee to use when they make something they want to share.

### Programs/Workshops Ruth Hild & Leesa Jump



**WE need your help. We need at least one more presenter for **School House**. Do you, or someone you know, have a special technique or idea you would be willing to share? Please email your suggestions to [leesajump@hotmail.com](mailto:leesajump@hotmail.com) Thanks in advance for your help!**

Our Sept. program with Deb Strain was very successful and 50 members enjoyed her interesting presentation. Thanks to Rosemary Sanza and Kathy Herbach for monitoring the Zoom.

We hope more will be able to join the upcoming professional speakers' programs. Ask your friends if they need help getting on. Or if you feel comfortable, have them join you.

I used a HDMI cord to connect my computer to the back of our TV. Then I could see everything that was on the computer (IE the zoom presentation) on the TV and was happy to have another member share zoom and still keep socially distanced. (You may need to change you TV input to HDMI). Be sure to go to the **practice meeting on Mon. Oct 12 at 7pm**. I learn something new each time I go.

### **Oct. 13 - Julia Graves** – Zoom presentation on **COLOR EXPLORATION.**

Julie has been sewing since she was ten, loves fabric and the whole creative process! She made a quilt for



each of her 35 **nieces and nephews**. And then started Special Occasion Quilts, LLC so that she could help others create a one of a kind quilts for special occasions and for special people, incorporating various ways to let them know how much they were cared for.

She especially enjoys color and incorporates information on color into as many classes as she can. A highlight of her career so far has been as **Artist in Residence** at Empty Spools Seminars at Asilomar CA in 2019. She will be an instructor there

teaching Amazing Abstracts in 2021 and in April 2022. She is also teaching with **Live Online Quilt Classes**. Check her **www.soquilts.com** and see her abstract quilts and several free patterns.

**Julia Graves**  
**Special Occasion Quilts**  
**240-472-1763**

**Juliagraves82@gmail.com**  
**www.Soquilts.com**  
**Shop at https://soquilts.square.site/**  
**Instagram: www.instagram.com/juliagraves82**  
**Facebook: www.facebook.com/soquilts**

**APQS Dealer**  
**211 Lake View Way NW**  
**Leesburg VA 20176**

**Nov. 10 – ReNae Merrill** –Zoom presentation on  
**“FREE MOTION QUILTING MASTERY  
IN ONE MONTH”.**

Free-Motion Mastery in a Month breaks down the process of learning free-motion quilting into individual skills. You learn each skill separately, then put them together for quilting success.

There are 31 guided daily lessons. Each lesson contains three types of exercises: Tracing, Drawing and Quilting. Each exercise plays a different and important role in mastering free-motion quilting. Because you're practicing the right things, the right way, in the right order, you really can learn to do free-motion quilting in as little as a month.

**www.ReNaeMerrillquilts.com**

**Dec. 8, 2020 - Connie Martin –**  
**PRE-CIVIL WAR QUILTS**  
**Their Secret Codes to Freedom on the**  
**Underground Railroad**

**WWW.Precivilwarquilts.com**

Connie Martin will give a historical presentation, “Pre-Civil War Quilts: Their Secret Codes to Freedom on the Underground Railroad.” This is a multimedia experience including intro. music, Power Point slide presentation, storytelling, and explanation of 18 beautifully hand-crafted quilt replicas, representing quilt patterns and special stitching used over 300 years ago by abolitionists and fugitive slaves to signify escape routes to the North.

It is based upon her mother’s book: Lizzie’s Story: A Slave Family’s Journey to Freedom.” By Dr. Clarice Boswell. (Amazon.com). She will tell the fascinating family stories of how these quilt codes were used by her ancestors. Their meanings and interpretations

have been passed down to her; a 6th generation descendant of captured American slaves.

XXXXXXXXXXXXXXXXX **2021** XXXXXXXXXXXXXXXXXXXX

**Jan 12 – SCHOOL HOUSE –**



So far, we have 3 presenters, Rosemary Sanza with small pumpkins, Yvette Thorn with quilt labels, and Catherine Redford TBA.

We need at least **one more** presenter for School House. Do you have a special technique or idea you would be willing to share? Please email your suggestions to **leesajump@hotmail.com**

**Feb 9 – Susan Cleveland** – Will be showing her winning quilts using **PRAIRIE POINTS, MARVELOUS MITERS, ATTIC WINDOWS, PIPING HOT BINDING, CURVES, AND DISAPPEARING DRESDENS.**

Susan is a quilt designer/author/teacher/inventor and admirer of all things quilty! Her quilts are loosely based on traditional designs with a fair bit of unexpected surprises and details.

They showcase precision piecing, thread embellishments and bold colors. She enjoys sharing her quilts and passing along her techniques to others.

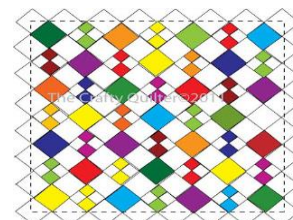
**www.PiecesBeWithYou.com**

**March 9, 2021 - Lori Dickman** - lecture & trunk show -  
**MY FAVORITE 3 D’S, DRESDEN,**  
**DIAMOND, & DRUNKARD’S PATH.**

**www.QuiltingWithLori.com**

Lori Dickman has been quilting for over 30 years and teaches numerous quilting classes. Lori will provide a Zoom lecture/presentation titled “My Favorite 3-D quilts/Trunk Show” that features over 30 of Lori’s favorite 3 D’s quilt designs, Diamond, Dresden, & Drunkards’ Path.

These are several types, from traditional to applique to modern. In this lecture, Lori will inspire us to pick up those three versatile template tools and have fun designing and piecing literally dozens of different designs and make fabulous quilts.



**April 13 – Amy Friend** – Zoom presentation on **IMPROV PAPER PIECING**, using paper piecing to create unique modern quilts.

[www.duringquiettime.com](http://www.duringquiettime.com)

Amy is a former museum curator who is now a quilt pattern designer and author. She enjoys making modern quilts and paper piecing.

She has authored three books: Intentional Piecing (all about fussy cutting and the best use of your fabric), Improv Paper Piecing (about her innovative technique combining the improv aesthetic with the paper piecing technique) and Petal + Stem (mix and match flower and stem blocks). She lives in Massachusetts with her husband and three kids, loves gardening and baking.

**May 11, 2021 - Ruth Ann Berry** – Lecture/ trunk show **BARGELLO, 3 D, PANELS**,

Ruth Ann Berry is the author of "Bargello Quilts in Motion", C&T Publishing 2014, "Braided Bargello", C&T Publishing 2017, Simplified 3D Quilts, self-published 2018, Stunning 3D Quilts Simplified, C&T Publishing 2020 and over 50 quilt patterns available at major distributors. She owns and operates a small-town quilt store and online business, the "Quilter's Clinic" and travels extensively to exhibit and teach at guilds and festivals.

For her Zoom Presentation/Trunk Show, she will show many quilts, in three different styles: Bargello, 3D, and Stacked Frames. She gives a brief history and explanation of the design process and demonstrates the construction techniques for each style. She has books, patterns and kits for sale. Ruth Ann's work can be viewed at [www.quiltersclinic.com](http://www.quiltersclinic.com)

**June 8, 2021 - Betsy Habich** – **DESIGNING AND MAKING A PIECED PICTURE QUILT WITH FREEZER PAPER.**

<http://betsyhabich.com/> [www.BetsyHabichQuilts.com](http://www.BetsyHabichQuilts.com)

Starting with a description of early quilts, Betsy explains how she began designing picture quilts to achieve more realistic images by piecing with freezer paper templates. The freezer paper template method frees you from the perfect 1/4" seam by marking and sewing on the seam. Unlike paper piecing, freezer paper templates let you use curved seams, and let you easily audition fabric.

The first part is a slide + trunk show, covering both what works and what not to do. The second part takes you from photograph to quilt top, including designing the pattern, checking it for piece-ability, making

the freezer paper templates, selecting fabric, mocking-up, marking, and sewing.

Betsy Habich has been sewing since the third grade. Her quilts have been juried into national and regional shows, including International Quilt Association (IQA/Houston), American Quilters Society (AQS/Paducah), Machine Quilters Expo (MQX), and Quilters Gathering, and been awarded ribbons at regional quilt shows.

She is a self-confessed fabricaholic and cat person. She lives with her husband, cats, and fabric in Beverly Farms, MA, a coastal community north of Boston.

### **New Video Communications Chair** **Rosemary Sanza**

From the Video Communications Chair....  
Thanks to all the members who joined in September meeting and for your feedback. It's rewarding to see so many participants.

Yvette Thorn has graciously agreed to be the coordination person for **Show & Tell pictures**. So please send your pictures to her at [yvetho@aol.com](mailto:yvetho@aol.com) by end of day on Sunday before the guild meeting. Also, if you do not want your Show & Tell pictures shared on the guild's Facebook and Instagram accounts, please indicate that preference when submitted. Otherwise, pics will be posted.

**ZOOM Training** / Practice sessions will be conducted at 7:00PM on the Monday preceding the Tuesday Guild meeting through December. More meetings may be booked depending on need.  
As a reminder, below is a reprint of the things you need to know about attending meetings.

1. Guild Meeting and Training/Practice Meeting invitations will continue to be sent out via the email blast to all members the weekend before the meeting.

2. Only members may attend the meetings. Sorry, no guests allowed at this time.

3. For new members joining or rejoining, membership in the guild must be confirmed as of the Friday preceding the Guild meeting with the Membership chair.

4. We shall endeavor to start the meetings at 7:00 PM. The meeting room will be opened at 6:45, so plan on getting in early.

5. Upon entering, you will be asked to change your displayed name to be your full first and last name,

6. All participants will be placed on mute by the moderator when the meeting comes to order,

7. Instructions will be given about using Chat feature for questions or to unmute yourself for questions,

8. It will be important to know how to toggle between Speaker View and Gallery View. Also, it is helpful to know how to "Pin" a speaker.

9. If you are unfamiliar with any of these items, please plan on attending a Practice/Training Meeting.

10. If you are late, you will be admitted, but there may be a wait.

11. In addition to the Moderator, there will be a Technical Assistant (TA) at each meeting. The TA for the evening will be announced in the Chat session. If you have questions, please direct them to her or call the number listed and she will do her best to help. We ask for your patience, we are learning, too.

12. In general, the format of the meeting will be that the speaker will present first and the business meeting will follow. The business meeting will include announcements, show and tell, door prizes, etc.

13. The speakers will not be recorded. For meetings 90 minutes and less, there will NOT be a scheduled break. Most meetings are expected to run for 90 minutes. The Moderator will announce if a break is planned.

### **Philanthropy** **Terri Hayes & Judy Long**

We have had another busy month. Thank you, guild members, for your time, materials, and love you put into all projects. We delivered 5 pet beds to ADOPT of Naperville and 6 quilts to Ronald McDonald House in Winfield.

The following members that helped this month are: Loraine N. bound 3 quilts and donated material, Donna M. bound 3 quilts, Terri H. bound 2 quilts, Carol M. donated 9 quilts to Will County Habitat for Humanity, Darlene S. 1 complete quilt, and Sandy O. donated material. We hope we included everyone, please let us know if we missed anyone. We do appreciate all the support.

We are collecting quilt tops, material for quilting and pet beds, pillowcases, and completed quilts. We have material for backing and batting to complete a quilt. We need people to quilt, sew on binding and make quilt tops. Let's continue giving.

### **EXCITING NEWS:**

Margaret Z. has put philanthropy in touch with an organization called Open Door in Sandwich, [www.odrc.org](http://www.odrc.org). It is an organization that serves adults with intellectual and developmental disabilities.

Kourtney, the Marketing & Development Coordinator, said their clients would benefit from pillowcases, Christmas stockings and fidget quilts. We talked with Kourtney and we decided our guild would help with pillowcases and stockings.

They currently have 63 residents. We would like to make 65, more is okay. We will send a **BLAST** next week with more details.


### **Special Events** **Darlene Ebel**

#### **Challenge: The 2020-2021 Stash Buster Virtual**

**Challenge** opened at our July meeting on Zoom. As the title implies, we are to use a stash. To enter, email [debel721@att.net](mailto:debel721@att.net), a picture and brief description of what you want to do. Enter CHALLENGE in subject line.

Here is one of my entries.

I have 12 vintage blocks and a stash of vintage fabric. My plan is to make small lap quilts for hospice or auction.



#### **General Information:**

Challenge opens July 15, 2020 to RQG members. Guild bees and groups of guild members may submit project(s).

There is no entry fee. To enter email [debel721@att.net](mailto:debel721@att.net) a picture of your project, your name(s) and brief description of your project(s)

#### **Challenge closes at February 2021 meeting.**

Voting will be by members for 1<sup>st</sup>, 2<sup>nd</sup> and 3<sup>rd</sup> prizes and may take place virtually.

Cash prizes awarded to 1<sup>st</sup>, 2<sup>nd</sup> and 3<sup>rd</sup> place winners

#### **Rules:**

1. Project must be sewing related and from your or another's existing stash. It can be a UFO.
2. Individuals, bees, or teams that include guild members can submit projects. You can swap fabric or embellishments with others.
3. There are no size or quantity limits. This might include a large quilt or large quantities of a single project.



4. Email [debel721@att.net](mailto:debel721@att.net) pictures of your project(s) at entry and completion, include your name, project name and project description(s). You can include pictures as your project(s) progressed, like a show and tell.



5. Use your imagination, tell a story and have fun with this challenge.

Please stay safe.  
Darlene Ebel

**Vice President, Newsletter**  
**Margaret Zitt**

<b>HELP HELP HELP HELP HELP</b>	<b>HELP HELP HELP HELP HELP</b>	<b>HELP HELP HELP HELP HELP</b>
	<p>We need someone to be the <b>Contracts</b> chairperson for the 2020-2021 year. Find a friend and sign up for this great job! Ruth Hild has talked or emailed several speakers who are ready to sign up for next year.</p> <p>We are not sure if we will be able to meet at Grace Methodist Church or if we will have Zoom meetings, but we still want to find out about interesting quilt patterns and techniques. Just give Ruth a call. She can help you with this great job.</p>	




I hope while you have been home you have been practicing some new recipes. I can't wait until we have some great snacks again! (There are no good snacks at MY Zoom meetings!)

The Riverwalk Quilters Guild usually meets on the 2<sup>nd</sup> Tuesday of the month at 7:00p, at Grace Methodist Church, 300 E. Gartner Road, Naperville, Illinois. The RQG board meets the 4<sup>th</sup> Tuesday at 7pm at Grace Methodist Church.

**Currently, the RQG is meeting through ZOOM meetings and programs. All members are invited to these ZOOM programs.**

**FREE FARM BLOCKS**



<https://www.quiltinaday.com/shoponline/freepattern/218773>

Thanks, Carol

**Riverwalk Quilters Guild**  
**2019-2020 Board**

President	Mary Cieslak
Vice-President	Margaret Zitt
Treasurer	Carol Wilhoit
Secretary	Lyn Kmiecek
Membership	Sue Damitz
Membership Directory	Nancy Sturgeon
Programs/Workshops	Ruth Hild & Leesa Jump
Contracts	
Philanthropy	Terri Hayes & Judy Long
Library	Sandy Doubek & Lyn Hamilton
Hospitality	Leesa Jump & Dee McHale
Special Events	Darlene Ebel
Small Quilt Auction	
Quilt Show Chairpersons	
January Holiday Party	
Rummage Sale	Nancy Sturgeon
Video Communications	Rosemary Sanza
Website	Rosemary Sanza
Facebook	Kathleen Herbach
Instagram	Margaret Donahue & Dee McHale
Newsletter	Margaret Zitt

**ADS**

Ads must be prepaid and received by the Newsletter editor by 4th Tuesday of each month. Ads are free to guild members

Full Page	\$50.00 * Full page ad for only one month.
Half Page	\$25.00
Quarter Page	\$12.50
Eighth Page	\$ 5.00

The Riverwalk Quilters Guild newsletter is published monthly. To submit articles for inclusion, contact the editor at: [RiverwalkQG.newsletter@gmail.com](mailto:RiverwalkQG.newsletter@gmail.com) by 4th Tuesday of the month.

Please contact Rosemary Sanza ([rqgwebsite@gmail.com](mailto:rqgwebsite@gmail.com)) to post your quilting services for hire on the RQG website. Please include a brief description of your services and preferred contact information to be posted to the website.

Naperville Riverwalk Quilters Guild  
P.O. Box 5092  
Naperville, IL 60567

**Riverwalk Website:** [www.riverwalkquilters.com](http://www.riverwalkquilters.com)  
**Facebook:** <http://www.facebook.com/Riverwalk>  
**Instagram:** <https://www.instagram.com/naperriverwalkquilts>